

DRY PIT

SUSPENDED MODULAR GRAIN PIT



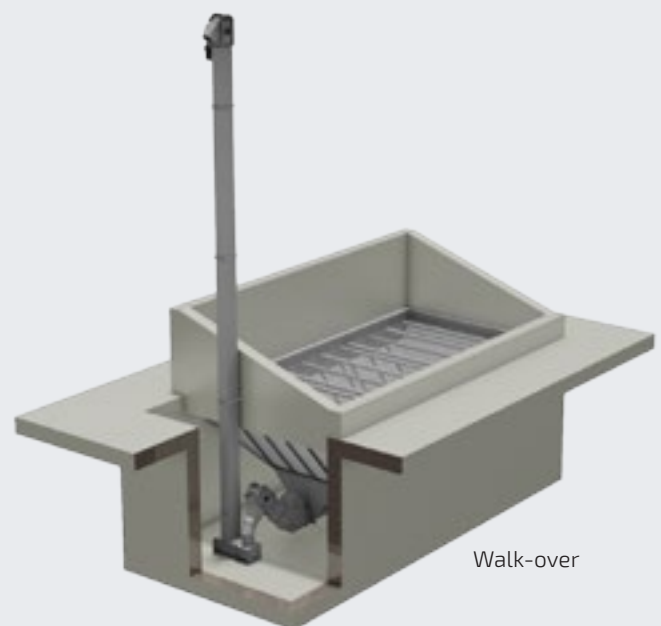
JEMA AGRO DRY PIT is a suspended modular grain pit, which has been developed in order to provide optimal conditions for servicing and avoiding water in the DRY PIT.

The steel pit must hang in a concrete pit with vertical sides, and it is produced in sections of galvanized steel plate, that are to be bolted together. The pit is produced in a walk-over version and in a drive-over version. The DRY PIT has a standard width of 3 m, and is available in 3 depths. It can be delivered in lengths from 3 meters.

- Easy service access
- Simple assembly
- Optimal protection against water
- Is to be fitted suspended in a vertical concrete pit
- Easy and economical transport, as the DRY PIT can be packed on pallets
- No horizontal areas where grain and feedstuff can remain
- Designed in modular sections, made of 3-4 mm galvanized steel plates
- Fits with JEMA AGRO T45, T49 and T57 chain and flight conveyors
- Vehicular grating is modular built in 0,5 x 2,0 m. sections
- The walk-over version is supplied with 100x100x8 mm reinforcement grid



Drive-over



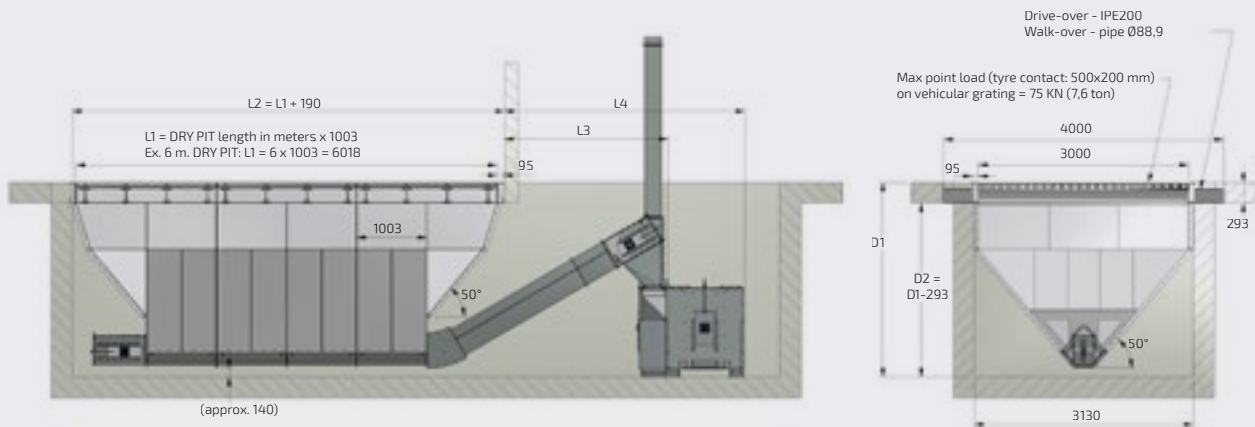
Walk-over

DRY PIT®



DRY PIT

SUSPENDED MODULAR GRAIN PIT

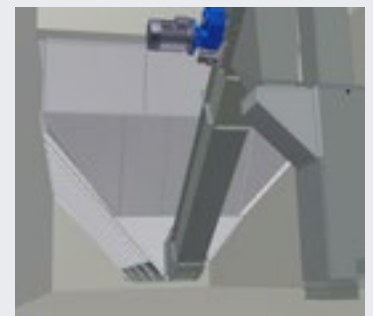
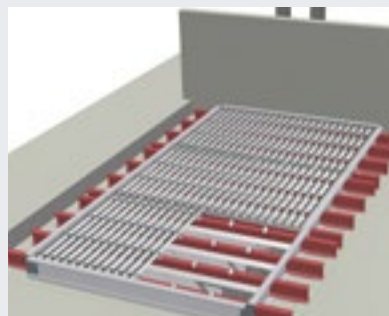


The measurements are the same for walk-over and drive-over version.

Dimensions / Technical specifications

Grain pit type	Capacities by steel pit Length x width						Depth (D measurement) by conveyor type		
	3x3 m	4x3 m	5x3 m	6x3 m	7x3 m	8x3 m	T57	T49	T45
DRY PIT 1	8,70 m³	12,70 m³	16,70 m³	20,70 m³	24,70 m³	28,70 m³	2,33 m	2,40 m	2,53 m
DRY PIT 2	12,25 m³	17,50 m³	22,75 m³	28,00 m³	33,25 m³	38,50 m³	2,73 m	2,79 m	2,93 m
DRY PIT 3	16,05 m³	22,50 m³	28,95 m³	35,40 m³	41,85 m³	48,30 m³	3,15 m	3,22 m	3,36 m

	L3	L4
DRY PIT - T45 - T40 with flex elevator boot	0,62 m	1,07 m
DRY PIT - T45 - T53	1,24 m	1,92 m
DRY PIT - T49 - T54	2,37 m	3,43 m
DRY PIT - T57 - T55	2,37 m	3,43 m



DRY PIT®

